

Warewashing

Large pre-wash zone for green&clean multi-rinse Rack Type with Energy Saving Device, ZERO LIME

ITEM # _____

MODEL # _____

NAME # _____

SIS # _____

AIA # _____



535037 (NLPWEEW)

Large pre-wash zone for green&clean Multi Rinse Rack Type Dishwasher with Energy Saving Device, ZERO LIME Device, WRAS/ Watermark approval

Main Features

- Deep drawn pressed tank with fully rounded corners, sloped towards the drain to prevent dirt build-up, provides fast drainage in just a few minutes. With no welding points the pressed tank offers a guaranteed water tight solution.
- Manual process of pre-wash spraying replaced by automatic prewash module before the main wash section.
- Pre-wash section uses cold water so food remains are not "baked" onto the plates in order to have better pre-wash performance.
- Large counter balanced inspection door allows unrestricted all-round access to the internal area. Door is insulated with injected foam. This adds strength as well as reduces noise and heat loss.
- IP25 protection against water jets, solid objects and small animals (larger than 6 mm).
- Built-in drain valve in the tanks allows automatic dump and fill to refresh the water in the tank without any interruption of the washing process.
- Automatic drain, clean and sanitize cycles featured as standard. The internal chamber, including the internal door is completely cleaned or sanitized avoiding bacteria proliferation for maximum hygiene and reducing manual work/time for operator.
- The feeding direction can be either left to right or right to left as it's reversible on site.
- Adjustable feet for full access underneath the machine for cleaning.

Construction

- All main components made in heavy duty anti-corrosive 304 type stainless steel: internal chamber, external, front and side panels, pre-wash arms and rack transportation system.

Sustainability

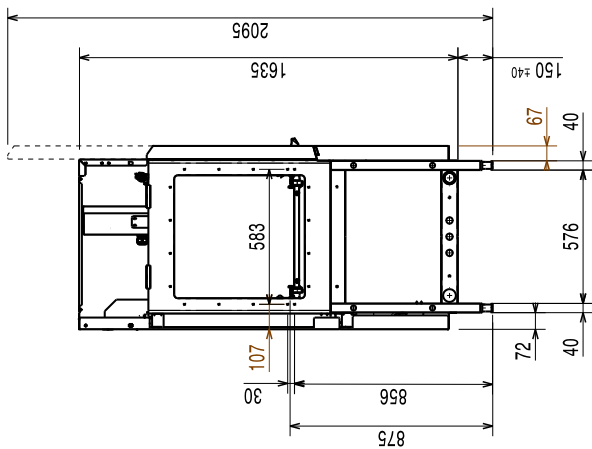


- The unit must be connected with Electrolux Professional green&clean multi-rinse rack type dishwasher with Energy Saving Device and ZERO LIME device.
- Automatic Descaling Cycle ensures total scale removal from the hydraulic circuit and the pre-wash chamber allowing ultimate performances and lower energy consumption thanks to highly efficient heating elements.
- Multi-stage advanced filtering system removes soil from the pre-wash water providing cleaner water thus ensuring better washing performance.
- The unit is built on modularity concept to easily connect with multi-rinse rack type dishwasher without any modification including power, inlet water, drain water, detergent and rinse aid connections.
- Auto-start/stop ensures that the zone runs only when a rack is passing through it. This reduces both water, energy consumption and noise.

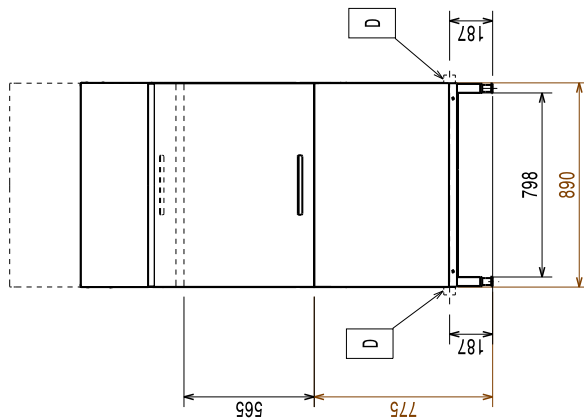
Optional Accessories

APPROVAL: _____

Front

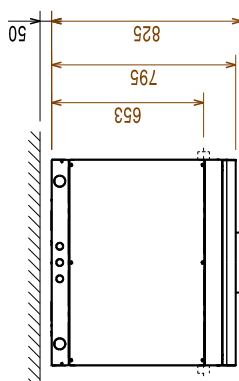


Side



CWI = Cold Water Inlet
 D = Drain
 EI = Electrical inlet (power)
 EO = Electrical Outlet
 EQ = Equipotential screw
 ES = Electrical signal IN/OUT
 HWI = Hot water inlet
 U = USB port
 WI = Water inlet

Top



Electric

Pre-wash tank heating elements are activated only during sanitation cycle.

Supply voltage: 380-415 V/3N ph/50 Hz

Pre-wash tank heating elements: 14 kW

Default Installed Power: 15.5 kW

Pre-wash pump size: 1.5 kW

Water:

Pre-wash tank size:

Key Information:

For transportation purpose only, the depth can be reduced to 795mm by removing the door handle.

Reference norm used to measure the noise: IEC60335-2-58 annex AA.

Height with door open: 2095 mm

Charging hole size (width): 530 mm

External dimensions, Width: 890 mm

External dimensions, Depth: 825 mm

External dimensions, Height: 1785 mm

Charging hole size (height): 490 mm

Net weight: 163 kg

Shipping weight: 168 kg

Shipping height: 2030 mm

Shipping width: 1030 mm

Shipping depth: 910 mm

Shipping volume: 1.9 m³

Pre-wash temperature: 10 - 40 °C

Sustainability

Noise level: <62 dBA